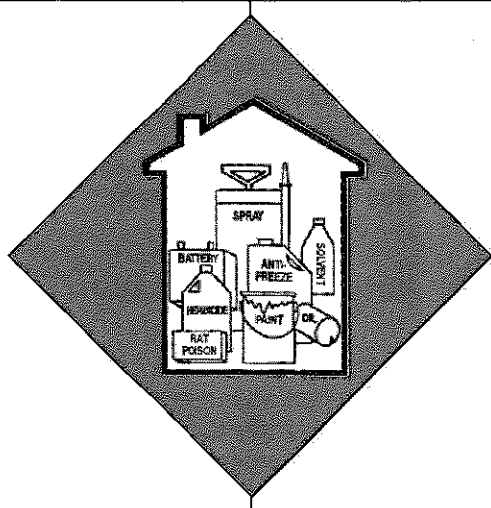


**North Central Ohio  
Solid Waste District**

Serving Allen, Champaign, Hardin,  
Madison, Shelby & Union Counties

**What Can I Do With My  
Household  
Hazardous Waste?**



**Information you will find in this Brochure**

- ♻️ **HHW 'Pay to Dispose' Locations**  
Sponsored by the  
North Central Ohio Solid Waste District
- ♻️ **Proper Latex Paint Disposal**
- ♻️ **Guide to Managing your  
Household Hazardous Waste**
- ♻️ **How to Find Local Businesses  
that Accept Tires, Waste Oil &  
Auto Batteries for Recycling**

**North Central Ohio  
Solid Waste District**  
815 Shawnee Road, Unit D  
Lima, Ohio 45805  
1-800-553-6763  
[www.ncowaste.org](http://www.ncowaste.org)

**HOUSEHOLD HAZARDOUS WASTE DISPOSAL**

For Residents of Allen, Champaign, Hardin, Madison, Shelby & Union Counties

**A \$1.00 Per Pound Fee will be Charged for all HHW Items.**

**HHW Disposal Available from Mid-April to Mid-October at 3 Locations**

**Call to Schedule Your Appointment at One of the Following Locations**

Household Hazardous Waste may be dropped off by **APPOINTMENT ONLY**.

Anyone leaving items at the sites other than at their appointed time will be prosecuted for illegal dumping.

**NCO Solid Waste District**

815 Shawnee Rd, Lima

**419-228-8278**

**1-800-553-6763**

**Union Recyclers**

15140 St Rte 36, Marysville

**937-642-7283**

**Call For APPOINTMENT - No Items will be accepted without an appointment !**

**Shelby County Recycling**

1600 Riverside Drive, Sidney

**1-800-553-6763**

You will be required to fill out a participation survey and sign a form stating that the items you have brought are from a residential household in Allen, Champaign, Hardin, Madison, Shelby or Union Counties.

**The following is a list of Household Hazardous Waste items accepted at our collection sites.**

**Reminder: There is a Fee of \$1.00 Per Pound**

**Automotive Products**

Lubricants - Solvents  
Cleaners - Gasoline  
Antifreeze - Waste Oil

*(Less than 5 gallons per container)*

**Batteries**

Lead Acid Batteries  
(Vehicle)  
Dry Cell Batteries  
(Household)  
Rechargeable Batteries

**Hobby Products**

Photographic Chemicals  
Chemistry Kits  
Pool Chemicals

**Garden Products**

Fertilizers - Pesticides  
Herbicides - Poisons  
Other Garden Chemicals

*(No Farm Chemicals)*

**Fluorescent Light Bulbs**

Fluorescent Tubes  
UTubes - Circular Tubes  
CFLs(Compact  
Fluorescent Lights)

**Other**

Kerosene

**Paints**

**Home Maintenance**

Paint (latex & oil)  
Paint Strippers/Thinners  
Lacquers - Varnish  
Sealants - Turpentine  
Linseed Oil -Mineral Spirits  
Wood Preservatives  
Stains - Glue - Adhesive  
Caulk - Roof Coating  
Asphalt & Cement Sealers

**Free Disposal of  
Mercury Thermometers**

**Materials must be in their original containers  
and clearly marked for easy identification.**

**Cleaning Products**

Household Cleaners  
Oven Cleaners  
Degreasers  
Drain Cleaners  
Bleach - Ammonia  
Wood/Metal Polishes  
Moth Balls - Shoe Polish  
Aerosol Cans

**Personal Care**

Nail Polishes & Remover  
Hair Treatments  
After Shaves - Perfumes

**Pet Products**

Flea Powders

**Please Note: This program is for Household Hazardous Waste ONLY.**

By law we CANNOT accept Commercial, Industrial, Government, Church, School or Farm/Agricultural Waste.

## How to Locate Area Businesses Accepting Waste Oil, Auto Batteries & Tires For Recycling

### Used Motor Oil:

Contact your local service stations or auto parts dealer to see if they accept motor oil for recycling.

The best way to save oil for recycling is to funnel it into a clean plastic milk jug or other gallon container. Clearly mark the container as used motor oil.

Most locations will require the used motor to be clean - No water, antifreeze or other fluids mixed with the oil.

### Auto (Lead Acid) Batteries:

Most retail locations that sell auto batteries, also known as lead acid batteries (LAB), will take old auto batteries for recycling.

Contact local auto parts and retail stores for details.

Safely transport your battery for recycling

1. Wear gloves when handling the battery.
2. Always keep the battery upright.
3. Place battery in a container or box to transport.

### Tires:

Most retail locations that sell tires will recycle your old tires for a fee.





Contact local reputable tire retail stores in your area for more information on accepted tires and cost.

For a complete list of local businesses accepting used oil, auto batteries and tires for recycling visit the North Central Ohio Solid Waste District's website at:

[www.ncowaste.org](http://www.ncowaste.org)

## Managing Household Hazardous Waste

There are four basic principals to keep in mind that will help in managing your Household Hazardous Waste:

-  Pre-plan for your projects. Buy the smallest amount needed to get the job done.
-  Buy a less hazardous alternative, such as baking soda and vinegar for cleaning.
-  Always read the label before buying a product to be sure it will meet your needs. *(Keep the labels on all of the containers and carefully follow all the directions when using any hazardous product.)*
-  Use all of the product for its intended use. You can also share or donate your leftover materials with someone else that may have a need for the unused product. *(In many cases, even products that have been stored for many years can still be safely used according to the labeled directions.)*

If you have Household Hazardous Waste products to dispose of, they can be taken to one of the three North Central Ohio Solid Waste District Household Hazardous Waste Drop Off Locations for a Fee.

*(See the inside of this brochure for more details.)*  
or call

**1-800-553-6763**

### **DON'T**

Don't dispose of materials into the storm sewer or septic system.

Don't burn or bury leftover materials or containers.

Don't mix materials together.

## Latex Paint Management



### **1. Buy the Correct Amount**

Be a wise consumer and buy only what you need. This will eliminate the need to store or dispose of leftover paint and it will save you money.

### **2. Use Left Over Paint**

Use leftover paint on other projects or donate to a local organization.

### **3. Store Paint Properly**

Cover the opening with plastic wrap and securely seal the lid. Store in a safe location where the paint will not freeze.

### **4. Disposing of Unusable Paint**

Add kitty litter or sand to help dry the paint. After the paint is dry, it can be discarded with the household trash.

For additional information on proper disposal of Household Hazardous Waste in your area, contact the

**North Central Ohio Solid Waste District**  
Main Office-Lima 1-800-553-6763

Champaign-Shelby Counties 937-484-1549

Hardin-Allen Counties 419-674-2217

Madison-Union Counties 740-852-3800 Ext 214

or visit our website at

[www.ncowaste.org](http://www.ncowaste.org)